

Winter Weather Products

Apparel and accessories to keep your employees warm and dry during the winter season.



Hats & Gloves

High-Vis
Sweatshirts

Insulated Jackets

Footwear

Ice Traction

Ice Melt &
Accessories



SupplyRITE™
Inventory Solutions

Your trusted partner in inventory management solutions.



Job Sight™ Knit Hat H70232

Fluorescent colored background material enhances visibility for additional daytime attention.

Features:

- Knit polyester for warmth.

| Stock # | Unit |
|----------|------|
| 697-7691 | EA |



Classic Mid-Length Winter Liner

Keep warm in low-temperatures with this cotton twill hard hat liner with extra neck protection.

Features:

- Heavyweight fleece lining and DuPont™ Thermotex ear barriers for wind protection.
- Reflective strip for work in dark conditions.
- Navy.

| Stock # | Unit |
|----------|------|
| 197-2311 | EA |



The Safety Zone® Golden Fleece Chore Glove

Warm, long-wearing standard farm and maintenance gloves.

Features:

- Napped cotton flannel with knit wrist.
- Heavy-duty for many industrial uses.
- 18-oz golden fleece material.
- 12 pair/dozen; 10 dozen/case.

| Stock # | Size | Unit |
|----------|-------|------|
| 103-6003 | Men's | CA |



Lightweight Inspection Gloves

Use these lightweight 100% cotton lisle gloves for product protection during inspection or other general applications. Food processing employees also wear these wrist-length gloves as liners to insulate hands or absorb perspiration under other gloves.

Features:

- Ambidextrous.
- White.
- 12 pair/dozen.

| Stock # | Size | Unit |
|----------|---------|------|
| 103-6275 | Men's | DZ |
| 103-6277 | Women's | DZ |



Fingerless String Knit Gloves

Comfortable gloves for multiple uses where dexterity is needed. Can be worn alone or under other gloves as a liner to absorb perspiration or provide warmth.

Features:

- Ambidextrous.
- Ideal for all food processing applications.
- Meets USDA standards for food handling.
- 12 pair/dozen.

| Stock # | Size | Unit |
|----------|---------|------|
| 103-2500 | Men's | DZ |
| 103-2510 | Women's | DZ |



Brown Jersey Gloves

Popular with the warehouse, these all-purpose gloves protect hands from cuts, cold, and abrasions. Choose from two styles to fit your application.

Features:

- Soft jersey stretches to conform to the worker's hand.
- 9-oz has knit wrists to keep debris out of the glove and away from hands.
- 16-oz is a slip-on style for easier on and off, and is ideal for material handling or maintenance workers.
- 12 pair/dozen.

| Stock # | Size | Unit |
|---------|------|------|
|---------|------|------|

| | | |
|------------------------|-------|----|
| 9-oz, Clute Cut | | |
| 103-6070 | Men's | DZ |
| 16-oz, Gunn Cut | | |
| 103-6080 | Men's | DZ |



String Knit Liner Gloves

Worn beneath other gloves, these quality knit liner gloves provide extra protection from heat or cold at an amazingly economical price. Great for meat cutting, frozen food handling, hot or cold wash tanks, or clean up crew.

Features:

- Cotton-polyester blend with a knit wrist.
- Ambidextrous.
- Launderable.
- Meets USDA standards for food handling.
- 12 pair/dozen; 40 dozen/case.

| Stock # | Description | Color | Unit |
|---------|-------------|-------|------|
|---------|-------------|-------|------|

| | | | |
|--------------|-------------|----------------|----|
| Men's | | | |
| 103-6250 | Heavy-duty | Bleached White | DZ |
| 103-6255* | Standard | Natural | DZ |
| 103-7011 | Lightweight | Natural | CA |

| | | | |
|----------------|-------------|----------------|----|
| Women's | | | |
| 103-7250 | Heavy-duty | Bleached White | DZ |
| 103-7012 | Lightweight | Natural | CA |

*12 pair/dozen; 25 dozen/case



Premium Grain Pigskin Positherm Lined Leather Palm Gloves

Working in cold temperatures isn't a problem with these warm gloves with a 120 gram Positherm lining.

Features:

- Reinforced fingertips, and knuckle strap provide extra protection where you need it most.
- Canvas back.
- 2.5" safety cuff.
- Wing thumb construction.
- Cotton hem is color-coded for easy size identification.
- 12 pair/dozen.

| Stock # | Size | Unit |
|----------|------|------|
| 112-2131 | M | DZ |
| 112-2133 | L | DZ |
| 112-2134 | XL | DZ |
| 112-2135 | 2XL | DZ |



Heavyweight Cotton Knit Terry Gloves

Protect your hands and fingers with this 24-oz cotton terry glove.

Features:

- Sewn-on knit wrist.
- Loop-out style offers heat protection up to 250°F.
- Superior cut and abrasion resistance.
- Soft, comfortable cotton construction.
- White.
- 12 pair/dozen.

| Stock # | Size | Unit |
|----------|---------|------|
| 145-7021 | Men's | DZ |
| 145-7022 | Women's | DZ |



Therm-A-Knit® 78-150 Glove Liner

Made of Dupont™ certified thermostat fast-wicking fibers, Therm-A-Knit gloves are perfect when extra warmth is needed. Used as a liner, under other gloves, these knit gloves keep employees comfortable in cold, damp environments in the food processing industry.

Features:

- Made with FDA approved materials for food contact.
- White.
- 12 pair/dozen.

| Stock # | Size | Unit |
|----------|--------------------|------|
| 193-2030 | One Size Fits Most | DZ |



North® Polar Insulated Gloves

Keep hands warm and dry with these insulated leather palm gloves.



Features:

- 3M™ Thinsulate™ liner for excellent thermal protection from temperatures down to -36°F.
- Waterproof vinyl liner helps prevent hands from getting wet.
- Gunn cut and wing thumb construction for wearer comfort.
- Blue/Yellow.

| Stock # | Size | Unit |
|----------|---------|------|
| 523-2805 | Men's | PR |
| 523-2810 | Women's | PR |



ActiveArm® 23-491 Gloves

Stay warm and dry with these tough PVC vinyl coated gloves. Ideal for any winter applications where a high-visibility glove is required.

Features:

- Foam insulation.
- Soft jersey lining.
- Curved fingers.
- Wing thumb.
- Knitwrist cuff.
- ANSI Cut Level A2.
- Orange.

| Stock # | Size | Unit |
|----------|------|------|
| 193-7042 | 10 | PR |



ActiveArm® 23-193 Gloves

When the going gets cold, stay warm and dry with these tough PVC vinyl coated gloves. Ideal for working in cold storage and unheated warehouses or when handling chilled or refrigerated products.

Features:

- Foam insulation.
- Soft jersey lining.
- Curved fingers.
- Wing thumb.
- Safety cuff.
- Orange.

| Stock # | Size | Unit |
|----------|------|------|
| 193-7041 | 10 | PR |



Job Sight™ Pullover Hoodie

Features:

- 2" silver reflective tape on the front and back with fluorescent background for excellent visibility.
- Black front helps conceal dirt.
- One pouch pocket.
- ANSI/SEA 107 Type R Class 3 compliant sweatshirt for high-visibility. Size small has fluorescent color front to meet ANSI 107 requirements.



S78322—Fluorescent Yellow-Green

| | | | |
|----------|----------|----------|----------|
| 697-2146 | 697-2145 | 697-2147 | 697-2140 |
| S | M | L | XL |
| 697-2141 | 697-2142 | 697-2143 | 697-2144 |
| 2XL | 3XL | 4XL | 5XL |



Job Sight™ Zip-Up Sweatshirt with Detachable Hood

Features:

- Zipper closure and two-tone 2" silver reflective tape with fluorescent orange-red backing on the front and X-pattern on the back for maximum visibility.
- Black front helps conceal dirt.
- Detachable three panel double plied hood.
- Two pockets.
- Attachment points for use as liner in SYNC System® Shells of equivalent size.
- ANSI/SEA 107 Type R Class 3 compliant sweatshirt for high-visibility.



S78122C—Fluorescent Yellow-Green

| | | | |
|----------|----------|----------|----------|
| 697-7374 | 697-7375 | 697-7376 | 697-7377 |
| S | M | L | XL |
| 697-7378 | 697-7379 | 697-7380 | 697-7381 |
| 2XL | 3XL | 4XL | 5XL |



Job Sight™ Zip-Up Sweatshirts with Hood

Features:

- Zipper closure and 2" silver reflective tape on the front and back with fluorescent background for excellent visibility.
- Black front helps conceal dirt.
- Two pockets.
- ANSI/SEA 107 Type R Class 3 compliant sweatshirt for high-visibility. Size small has fluorescent color front to meet ANSI 107 requirements.



S78122—Fluorescent Yellow-Green

| | | | |
|----------|----------|----------|----------|
| 697-3158 | 697-3159 | 697-3160 | 697-3161 |
| S | M | L | XL |
| 697-3162 | 697-3163 | 697-3164 | 697-3165 |
| 2XL | 3XL | 4XL | 5XL |



S78129—Fluorescent Orange-Red

| | | | |
|----------|----------|----------|----------|
| 697-7501 | 697-7502 | 697-7503 | 697-7504 |
| S | M | L | XL |
| 697-7505 | 697-7506 | 697-7507 | 697-7508 |
| 2XL | 3XL | 4XL | 5XL |

4-Person PPE Storage Rack

This cleverly designed rack will hold the Personal Protective Equipment (PPE) for four employees in only 22" of wall space.

Features:

- Eight heavy-duty hooks.
- Four sets of "teepees" hold gloves open to dry.
- Wire shelf.
- Mounting brackets are 16" apart.
- Green PVC coated steel wire.
- 20"H x 22"W x 7-1/2"D.



| Stock # | Unit |
|----------|------|
| 081-2080 | EA |



Tingley Performance Indicators

- | | | | |
|----------------|-------------------|-------------------|-----------------|
| Waterproof | Breathable | Lightweight | Windproof |
| Insulating | Sync System Shell | Sync System Liner | Removable Liner |
| Type R Class 2 | Type R Class 3 | Type O Class 1 | Ripstop |

Job Sight™ Bomber Jackets

Made to provide superior warmth, comfort, and safety in the harshest conditions.



Features:

- Attached roll-a-way hood in collar.
- 100% waterproof with storm fly front and zipper front closure to seal out wind and rain.
- Overhead shoulder design for complete freedom of movement.
- Waterproof underarm zipper vents to help reduce heat and moisture.
- Heavy-duty stretch knit cuffs and waist for comfortable fit.
- Fleece body lining and quilted polyester sleeve lining.
- 300 denier (12 mil) polyester shell for excellent durability and performance.
- Dark colored front helps conceal dirt.
- 2" silver reflective tape.
- Five exterior and three interior pockets.
- ANSI/ISEA 107 Type R Class 3 compliant.



Bomber

J26002—Fluorescent Yellow-Green/Black

| | | | |
|----------|----------|----------|----------|
| 697-3118 | 697-3119 | 697-3120 | 697-3121 |
| S | M | L | XL |
| 697-3122 | 697-3123 | 697-3124 | 697-3125 |
| 2XL | 3XL | 4XL | 5XL |

Job Sight™ Bomber 3.1™ Jacket

The removable quilted liner system provides warmth, comfort, and versatility for varying weather and work conditions.



Features:

- Attached roll-a-way hood in collar.
- 100% waterproof with storm fly front and zipper front closure to seal out wind and rain.
- Overhead shoulder design for complete freedom of movement.
- Elasticized cuffs and waist for comfortable fit.
- Quilted polyester lining provides warmth and comfort.
- 210 denier (6 mil) polyester shell for great wear.
- 140 gram removable black quilted polyester liner provided warmth, and can be worn as a stand alone work jacket.
- Dark colored front helps conceal dirt.
- 2" silver reflective tape reflects light for 360° nighttime conspicuity.
- Five exterior and three interior pockets.
- ANSI/ISEA 107 Type R Class 3 compliant.



Bomber 3.1™

J26172—Fluorescent Yellow-Green/Black Includes Bomber 3.1 removable quilted liner

| | | | |
|----------|----------|----------|----------|
| 697-2958 | 697-2959 | 697-2960 | 697-2961 |
| S | M | L | XL |
| 697-2962 | 697-2963 | 697-2964 | 697-2965 |
| 2XL | 3XL | 4XL | 5XL |

Job Sight™ Bomber II Jacket

A highly visible insulated winter jacket designed to provide warmth, comfort, and safety at an affordable price.



Features:


- Attached roll-a-way hood in collar.
- 100% waterproof with storm fly front and zipper front closure to seal out wind and rain.
- Overhead shoulder design for complete freedom of movement.
- Elasticized cuffs and waist for comfortable fit.
- Quilted polyester lining provides warmth and comfort.
- 210 denier (6 mil) polyester shell for great wear.
- Dark colored front helps conceal dirt.
- 2" silver reflective tape reflects light for 360° nighttime conspicuity.
- Five exterior and three interior pockets.
- J26112 available in tall sizes.
- J26112 and J26119 are ANSI/ISEA 107 Type R Class 3 compliant.
- J26123C is ANSI/ISEA 107 Type O Class 1 compliant.



Bomber II™

J26112—Fluorescent Yellow-Green/Black

| | | |
|----------|----------|----------|
| 697-3128 | 697-3129 | 697-3130 |
| S | M | L |
| 697-7533 | 697-3131 | 697-7534 |
| LT | XL | XLT |
| 697-3132 | 697-7535 | 697-3133 |
| 2XL | 2XLT | 3XL |
| 697-7536 | 697-3134 | 697-3135 |
| 3XLT | 4XL | 5XL |



J26119—Fluorescent Orange-Red/Black

| | | |
|----------|----------|----------|
| 697-7130 | 697-7131 | 697-7132 |
| S | M | L |
| 697-7133 | 697-7134 | 697-7135 |
| XL | 2XL | 3XL |
| 697-7136 | 697-7137 | |
| 4XL | 5XL | |



J26123C—Black Two-Tone

| | | |
|----------|----------|----------|
| 697-7537 | 697-7538 | 697-7539 |
| S | M | L |
| 697-7540 | 697-7541 | 697-7542 |
| XL | 2XL | 3XL |
| 697-7543 | 697-7544 | |
| 4XL | 5XL | |



Designed to meet the ANSI 107 standard, Job Sight apparel is engineered to provide excellent daytime and nighttime visibility, superior comfort, and safety protection in the toughest work environments.



Insulated Jackets

Job Sight™ Optix™ Jacket

Designed to provide warmth, comfort, and safety at an affordable price.



Features:

- Attached insulated hood with adjustable drawcord.
- 100% waterproof with storm fly front and half zipper front closure to seal out wind and rain.
- Overhead shoulder design for complete freedom of movement.
- Elasticized cuffs and waist for comfortable fit.
- Large front pouch pocket with hook & loop closure and side entry hand warmer pocket.
- Left breast pocket with zipper closure.
- Quilted polyester lining provides warmth and comfort.
- 210 denier (6 mil) polyester shell for great wear.
- Dark colored front helps conceal dirt.
- 2" silver reflective tape reflects light for 360° nighttime conspicuity.
- ANSI/ISEA 107 Type R Class 3 compliant.



J26322—Fluorescent Yellow-Green/Black

| | | | |
|----------|----------|----------|----------|
| 697-7410 | 697-7411 | 697-7412 | 697-7413 |
| S | M | L | XL |
| 697-7414 | 697-7415 | 697-7416 | 697-7417 |
| 2XL | 3XL | 4XL | 5XL |



Job Sight™ Narwhal™ Jacket

Premium heat retention jacket is designed to provide superior warmth and protection in the toughest work environments.



Features:

- Revolutionary Thermo-ficient™ lining reflects natural body warmth for added heat retention.
- Attached roll-a-way hood in collar.
- 100% waterproof with zipper storm fly front with throat guard to seal out wind and rain.
- Overhead shoulder design for complete freedom of movement.
- Large hand warmer side pockets.
- Left breast pocket with zipper closure.
- Tapered sleeve cuff with hook & loop take-up straps.
- Tapered sweep with adjustable elastic drawcord.
- Dark colored front helps conceal dirt.
- 2" silver reflective tape reflects light for 360° nighttime conspicuity.
- ANSI/ISEA 107 Type R Class 3 compliant.



J26142—Fluorescent Yellow-Green/Black

| | | | |
|----------|----------|----------|----------|
| 697-7545 | 697-7546 | 697-7547 | 697-7548 |
| S | M | L | XL |
| 697-7549 | 697-7550 | 697-7551 | 697-7552 |
| 2XL | 3XL | 4XL | 5XL |



Job Sight™ Bomber 1.5™ Jacket

An insulated winter wear jacket designed to provide warmth and comfort.



Features:

- Quilted polyester lining provides warmth and comfort.
- Storm fly front and zipper front closure seal out wind and rain.
- Roll-a-way hood in collar for convenience.
- Slash front pockets with closure.
- Chest pocket with headphone access from the exterior.

- Elasticized cuffs and waist for comfortable fit.
- Stitched and taped seams for 100% waterproof protection.
- Five exterior and two interior pockets for added convenience.
- Dark color helps conceal dirt while reflective piping enhances visibility.



J26113—Black

| | | | | | |
|----------|----------|----------|----------|----------|----------|
| 697-7701 | 697-7702 | 697-7703 | 697-7704 | 697-7705 | 697-7706 |
| S | M | L | XL | 2XL | 3XL |

Bomber 1.5™

WORK+REACTION®

Coat Rack

Wall mount coat rack with six hooks.

Features:

- Mounting brackets are 16" apart.
- Made from black plastic coated steel.
- 5-1/2"H x 30"W x 3-1/4"D.




RACK'EM™

Stock # **Unit**
081-6087 EA

Looking for additional Safety Products?

Request a FREE copy of our Safety & PPE Catalog.



Guide to Choosing SYNC System®

A collection of interchangeable jackets and liners that provide the user with the versatility to customize their outerwear for their environment. Each liner and shell is strong enough to wear alone, or together to combat any winter condition.



Liners



J73022



J25022



J72003



J73013



J25013



J77013



V26022



S78143



S78122C



Shells



J24122



J24129



J27122



J24172



J24122C



J27113



J24123C



J24113

Workreation® Reversible Insulated Vest

A one of a kind reversible puffy vest, can be used in the field and off.

Features:

- 2" silver reflective tape for maximum visibility with fluorescent background material for one side.
- Zipper front closure.
- Two handwarmer pockets on each side.
- Dark color helps conceal dirt while reflective piping enhances visibility.

- Tapered back cut for added protection.
- Attachment point for use as a liner with a SYNC System®.
- ANSI 107 Type R Class 2 compliant.



WORKREATION®

V26022—Fluorescent Yellow-Green/Black

| | | | | | | | |
|----------|----------|----------|----------|----------|----------|----------|----------|
| 697-7614 | 697-7615 | 697-7616 | 697-7617 | 697-7618 | 697-7619 | 697-7620 | 697-7621 |
| S | M | L | XL | 2XL | 3XL | 4XL | 5XL |

Workreation® Insulated Sweatshirt

Insulated high-density polyester/cotton blend provides amazing warmth and comfort.

Features:

- Hood.
- Zipper closure.
- Two exterior pockets.
- 100 gram quilted sleeves and sherpa fleece lined body.
- Attachment points for use as liner in SYNC System®.

WORKREATION®



S78143—Black

| | | |
|----------|----------|----------|
| 697-7695 | 697-7696 | 697-7697 |
| S | M | L |
| 697-7698 | 697-7699 | 697-7700 |
| XLL | 2XL | 3XL |

Workreation® Phase 2™ Fleece Jacket

An innovative jacket constructed from a combination of 150 denier black polyester and 360 gram black fleece that keeps you warm and comfortable for three season protection.

Features:

- Insulating heavyweight fleece provides warmth and comfort.
- Four exterior pockets for added convenience.
- Storm fly front and zipper front closure seal out wind.
- Adjustable elastic drawcord at waist for easy adjustment.
- Sleeves are lined for ease of use.
- Dark color helps conceal dirt.
- Attachment points for use as liner in SYNC System®.

WORKREATION®

PHASE 2™



J73013—Black

| | | |
|----------|----------|----------|
| 697-7738 | 697-7739 | 697-7740 |
| S | M | L |
| 697-7741 | 697-7742 | 697-7743 |
| XL | 2XL | 3XL |

Workreation® Quilted Insulated Jacket

Ideal jacket for year-round all-season comfort.

Features:

- Storm fly front with zipper front closure seals out wind.
- Front hand warmer pockets with zipper closure.
- Adjustable elastic drawcord at waist for easy adjustment.
- Dark color helps conceal dirt. 180 gram quilted insulation provides warmth and comfort. Attachment points for use as liner with a SYNC System®.

WORKREATION®



J77013—Black

| | | |
|----------|----------|----------|
| 697-7707 | 697-7708 | 697-7709 |
| S | M | L |
| 697-7710 | 697-7711 | 697-7712 |
| XL | 2XL | 3XL |

Workreation® Phase 1™ Fleece Jacket

For all season comfort and use.

Features:

- Zipper front closure.
- Two slash pockets with zippers.
- Adjustable elastic drawcord.
- 300 gram insulating fleece.
- Attachment points for use as liner in SYNC System®.

WORKREATION®

PHASE 1



J72003—Black

| | | |
|----------|----------|----------|
| 697-7713 | 697-7714 | 697-7715 |
| S | M | L |
| 697-7716 | 697-7717 | 697-7718 |
| XL | 2XL | 3XL |
| 697-2498 | 697-7719 | |
| 4XL | 5XL | |

Phase 2 Fleece Jacket

Keeps you warm and visible, yet cool and comfortable for 3-season protection.

Features:

- Athletic apparel design and performance adapted for work environments.
- Insulating heavyweight fleece.
- Four exterior pockets.
- Storm fly front and zipper to seal out wind.
- Overhead shoulder design for complete freedom of movement.
- Front hand warmer pockets with zipper closure.
- Right and left breast pocket with zipper closure.
- Adjustable elastic drawcord at waist for easy adjustment.
- Sleeves are lined for ease of use.
- Black material in high wear areas helps conceal dirt.
- 2" silver reflective tape reflects light for 360° nighttime conspicuity.
- ANSI/ISEA 107 Type R Class 2 compliant.



Phase 3 Fleece Jacket

Offers amazing warmth-to-weight ratio for a breathable, wind and water resistant 3-season jacket.

Features:

- Athletic apparel design and performance adapted for work environments.
- Stretch fabric with inner fleece layer provides warmth and comfort.
- Storm fly front and zipper front closure to seal out wind.
- Overhead shoulder design for complete freedom of movement.
- Front hand warmer pockets with zipper closure.
- Right breast security pocket with zipper closure.
- Hook & loop take-up straps on sleeve cuffs for easy adjustment.
- Longer cut back with adjustable elastic drawcord for extra coverage.
- Dark colored front helps conceal dirt.
- 2" silver reflective tape reflects light for 360° nighttime attention.
- ANSI/ISEA 107 Type R Class 3 compliant.



J73022—Fluorescent Yellow-Green/Black

697-2969 697-2970 697-2971 697-2972
 M L XL 2XL
 697-2973 697-2974 697-2975
 3XL 4XL 5XL



PHASE 2™

J25022—Fluorescent Yellow-Green/Charcoal Gray

697-2948 697-2949 697-2950 697-2951
 S M L XL
 697-2952 697-2953 697-2954 697-2955
 2XL 3XL 4XL 5XL



PHASE 3™

Workreation® Phase 3™ Soft Shell Jacket

A revolutionary three layer material that keeps you warm and dry, yet cool and comfortable for 3-season protection. Offers an amazing warmth-to-weight ratio in a breathable, wind, and water-resistant system.

Features:

- Stretch fabric with inner fleece layer for maximum comfort.
- Storm fly front and zipper front closure to seal out wind and rain.
- Front hand warmer pockets with zipper closure.
- Left breast security pocket with waterproof zipper closure.
- Hook & loop take-up straps on sleeve cuffs for easy adjustment.
- Longer cut back with adjustable elastic drawcord for extra coverage.
- Dark color helps conceal dirt.
- Attachment points for use as a liner with a SYNC System®.

J25013—Black

697-7720 697-7721 697-7722 697-7723 697-7724 697-7725
 S M L XL 2XL 3XL

WORKREATION®

PHASE 3™



Sizing Chart

Jackets Graduated Lengths

| Size | S | M | L | XL | 2XL | 3XL | 4XL | 5XL |
|----------------------|-------|-------|--------|-------|--------|-------|-------|-------|
| Chest | 36-38 | 40-42 | 44-46 | 48-50 | 52-54 | 56-58 | 60-62 | 64-66 |
| Jacket Length | 29 | 30 | 31 | 32 | 33 | 34 | 35 | 36 |
| Sleeve Length | 33 | 34 | 34-1/2 | 35 | 35-1/2 | 36 | 36 | 38 |

Information provided by Tingley.

Icon™ Jacket

Engineered to provide superior comfort and safety in the toughest work environments.



Features:

- Polyurethane on 300 denier polyester.
- 2" silver reflective tape reflects light for 360° nighttime conspicuity.
- Stitched and taped sealed seams for 100% waterproof protection.
- Mildew resistant.
- Breathable.
- Roll-a-way adjustable hood in collar design for added convenience.
- Overhead shoulder design for complete freedom of movement.
- 2-Way zipper/storm fly front with throat guard, seals out wind and rain.
- Full-vented cape back for improved air circulation.
- D-ring access for fall protection harness.
- Mesh/taffeta lining for added comfort.
- Hand warmer side pockets with front cargo pockets and hook & loop closure.

- Convenient front radio pocket with exterior badge holder.
- Inner breast pocket with zipper closure.
- Elastic cuffs with hook & loop take-up straps on sleeves.
- Tapered sweep with adjustable elastic drawcord on jacket for added protection.
- Dark colored fabric helps conceal dirt.
- J24122, J24129, and J24122C are ANSI/ISEA 107 Type R Class 3 compliant.
- J24123C is ANSI/ISEA 107 Type O Class 1 compliant.



J24122—Fluorescent Yellow/Green

| | | | | | | | | |
|----------|----------|----------|----------|----------|----------|----------|----------|----------------|
| 697-3098 | 697-3099 | 697-3100 | 697-3101 | 697-3102 | 697-3103 | 697-3104 | 697-3105 | ANSI 107 R3 |
| S | M | L | XL | 2XL | 3XL | 4XL | 5XL | |

J24129—Fluorescent Orange/Red

| | | | | | | | | |
|----------|----------|----------|----------|----------|----------|----------|----------|----------------|
| 697-2673 | 697-2674 | 697-2675 | 697-2676 | 697-2677 | 697-2678 | 697-2679 | 697-2680 | ANSI 107 R3 |
| S | M | L | XL | 2XL | 3XL | 4XL | 5XL | |

J24122C—Fluorescent Yellow/Green X Back

| | | | | | | | | |
|----------|----------|----------|----------|----------|----------|----------|----------|----------------|
| 697-7366 | 697-7367 | 697-7368 | 697-7369 | 697-7370 | 697-7371 | 697-7372 | 697-7373 | ANSI 107 R3 |
| S | M | L | XL | 2XL | 3XL | 4XL | 5XL | |

J24123C—Black X Back

| | | | | | | | | |
|----------|----------|----------|----------|----------|----------|----------|----------|----------------|
| 697-7568 | 697-7569 | 697-7570 | 697-7571 | 697-7572 | 697-7573 | 697-7574 | 697-7575 | ANSI 107 O1 |
| S | M | L | XL | 2XL | 3XL | 4XL | 5XL | |



Icon 3.1™ Jacket System

Engineered to provide superior comfort and safety in the toughest work environments.



Features:

- 2" silver reflective tape on the front and back for maximum visibility.
- Waterproof, mildew resistant, and breathable fabric for all season comfort.
- Overhead shoulder design for complete freedom of movement.
- 2-Way zipper/storm fly front with throat guard, seals out wind and rain.
- Roll-a-way adjustable hood in collar design for added convenience.
- Full-vented cape back for improved air circulation.
- D-ring access for fall protection harness.
- Mesh/taffeta lining for added comfort.

- Hand warmer side pockets with front cargo pockets and hook & loop closure.
- Convenient front radio pocket with exterior badge holder.
- Inner breast pocket with zipper closure.
- Elastic cuffs with hook & loop take-up straps on sleeves.
- Tapered sweep with adjustable elastic drawcord on jacket for added protection.
- Dark colored front helps conceal dirt.
- Two mic tabs.
- Attachment points for use as shell in SYNC System®.
- ANSI/ISEA 107 Type R Class 3 compliant jacket for high-visibility and breathability.



J24172—Fluorescent Yellow/Green

| | | | | | | | |
|----------|----------|----------|----------|----------|----------|----------|----------|
| 697-2988 | 697-2989 | 697-2990 | 697-2991 | 697-2992 | 697-2993 | 697-2994 | 697-2995 |
| S | M | L | XL | 2XL | 3XL | 4XL | 5XL |



Icon LTE™ Jacket

Premium, lightweight, waterproof jacket provides breathability and high-visibility. The polyurethane on 75 denier ripstop polyester material allows for comfort and flexibility while the ripstop resists tears and adds durability.

Features:

- 2" silver reflective tape on the front and back for maximum visibility.
- Overhead shoulder design for complete freedom of movement.
- 2-Way zipper/storm fly front with throat guard, seals out wind and rain.
- Roll-a-way adjustable hood in collar design for added convenience.
- Full-vented cape back for improved air circulation.
- D-ring access for fall protection harness.
- Mesh/taffeta lining for added comfort.
- Hand warmer side pockets with front cargo pockets and hook & loop closure.
- Convenient front radio pocket with exterior badge holder.

- Inner breast pocket with zipper closure.
- Elastic cuffs with hook & loop take-up straps on sleeves.
- Tapered sweep with adjustable elastic drawcord on jacket for added protection.
- Dark colored front and cuffs help conceal dirt.
- Two mic tabs.
- Attachment points for use as shell in SYNC System®.
- ANSI/ISEA 107 Type R Class 3 compliant jacket for high-visibility and breathability.



J27122—Fluorescent Yellow/Green

| | | | | | | | |
|----------|----------|----------|----------|----------|----------|----------|----------|
| 697-7584 | 697-7585 | 697-7586 | 697-7587 | 697-7588 | 697-7589 | 697-7590 | 697-7591 |
| S | M | L | XL | 2XL | 3XL | 4XL | 5XL |



Workreation® Icon LTE™ Jacket

Premium, lightweight, waterproof, breathable outerwear allows for comfort and flexibility while ripstop resists tears and adds durability.



Features:

- Stitched and taped sealed seams for 100% waterproof protection.
- Zipper/storm fly front with throat guard, seals out wind and rain.
- Roll-a-way adjustable hood in collar design for added convenience.
- Mesh/taffeta lining for added comfort.
- Hand warmer side pockets with front cargo pockets and hook & loop closure.
- Waterproof chest pocket with headphone access from the exterior.
- Pencil pocket on sleeve.
- Inner breast pocket with zipper closure.
- Elastic cuffs with hook & loop take-up straps on sleeves.
- Tapered sweep with adjustable elastic drawcord on jacket for added protection.
- Dark color helps conceal dirt.
- Attachment points for use as shell in SYNC System®.



J27113—Black

| | | |
|----------|----------|----------|
| 697-7732 | 697-7733 | 697-7734 |
| S | M | L |
| 697-7735 | 697-7736 | 697-7737 |
| XL | 2XL | 3XL |

WORKREATION®



Workreation® Icon Jacket

Engineered to provide superior comfort and safety in the toughest work and play environments.



Features:

- Waterproof, breathable fabric for all season comfort.
- Zipper/storm fly front with throat guard, seals out wind and rain.
- Roll-a-way adjustable hood in collar design for added convenience.
- Mesh/taffeta lining for added comfort.
- Hand warmer side pockets with front cargo pockets and hook & loop closure.
- Waterproof chest pocket with headphone access from the exterior.
- Inner breast pocket with zipper closure.
- Pencil pocket on sleeve.
- Elastic cuffs with hook & loop take-up straps on sleeves.
- Tapered sweep with adjustable elastic drawcord on jacket for added protection.
- Dark color helps conceal dirt.
- Attachment points for use as shell in SYNC System®.



J24113—Black

| | | |
|----------|----------|----------|
| 697-7726 | 697-7727 | 697-7728 |
| S | M | L |
| 697-7729 | 697-7730 | 697-7731 |
| XL | 2XL | 3XL |

WORKREATION®



Tingley Badger Boots™

Ultra-comfortable, 100% waterproof, boots with breathable neoprene upper with extra width in the calf area provide a more relaxed fit.

Features:

- Cushioned footbed helps absorb impact shock.
- Steel shank provides added arch support.
- High-quality rubber outsole is abrasion resistant for a long life and will remain flexible in cold temperatures.
- Self-cleaning cleated outsole provides traction on indoor and outdoor surfaces.
- Cushioned, removable insole helps wick moisture to keep feet warm and dry.
- Pull tabs for easy donning and a heel kick for simple, hands-free removal.
- Chemical resistance to acids, alcohols, and diluted water solutions of most chemicals that are water-soluble.

87121—Plain Toe, 12" Height

| | | | | | | | |
|-----------------|-----------------|-----------------|-----------------|-----------------|-----------------|-----------------|-----------------|
| 697-7312 | 697-7313 | 697-7314 | 697-7315 | 697-7316 | 697-7317 | 697-7318 | 697-7319 |
| 4 | 5 | 6 | 7 | 8 | 9 | 10 | 11 |
| 697-7320 | 697-7321 | 697-7322 | | | | | |
| 12 | 13 | 14 | | | | | |

87251—Steel Toe, 15" Height

| | | | | | | | |
|-----------------|-----------------|-----------------|-----------------|-----------------|-----------------|-----------------|-----------------|
| 697-7334 | 697-7335 | 697-7336 | 697-7337 | 697-7338 | 697-7339 | 697-7340 | 697-7341 |
| 4 | 5 | 6 | 7 | 8 | 9 | 10 | 11 |
| 697-7342 | 697-7343 | 697-7344 | | | | | |
| 12 | 13 | 14 | | | | | |

80151—Plain Toe, 17" Height

| | | | | | | | |
|-----------------|-----------------|-----------------|-----------------|-----------------|-----------------|-----------------|-----------------|
| 697-7301 | 697-7302 | 697-7303 | 697-7304 | 697-7305 | 697-7306 | 697-7307 | 697-7308 |
| 4 | 5 | 6 | 7 | 8 | 9 | 10 | 11 |
| 697-7309 | 697-7310 | 697-7311 | | | | | |
| 12 | 13 | 14 | | | | | |

TINGLEY
est. 1896



Tingley Insulated Badger Boots™

Ultra-comfortable and 100% waterproof boots feature a fleece-lined neoprene upper and EVA midsole to insulate your feet from the cold ground.

Features:

- High-quality rubber outsole is abrasion resistant for long life and remains flexible in cold temperatures.
- Deep lug cleats are arranged in a unique tread pattern for traction in snow, slush, and mud.
- Removable, cushioned insoles help wick moisture to keep feet warm and dry.
- Pull tabs for easy donning and a heel kick for simple, hands-free removal.
- Chemical resistant to acids, alkalis, alcohols, and diluted solutions of most chemicals that are water-soluble.

87151—Plain Toe, 15" Height

| | | | | | | | | |
|-----------------|-----------------|-----------------|-----------------|-----------------|-----------------|-----------------|-----------------|-----------------|
| 697-7323 | 697-7324 | 697-7325 | 697-7326 | 697-7327 | 697-7328 | 697-7329 | 697-7330 | 697-7331 |
| 4 | 5 | 6 | 7 | 8 | 9 | 10 | 11 | 12 |
| 697-7332 | 697-7333 | | | | | | | |
| 13 | 14 | | | | | | | |

TINGLEY
est. 1896



Boot Rack

Extend the life of your boots with this handy wall mount rack.

Features:

- Holds four pair.
- Made from PVC coated steel.
- Mounting brackets are 16" apart.
- 35" L x 10"D

Stock # **Unit**
081-2130 EA

RACK'EM™



Boot & Glove Drying Rack

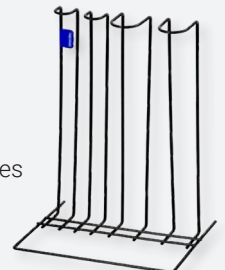
Place over forced-air heating vent to quickly and gently dry out boots and gloves.

Features:

- Holds one pair of boots and one pair of gloves
- Made from PVC-coated steel.

Stock # **Unit**
081-2205 EA

RACK'EM™



Muck® Chore Boots

Dependable work boot ready to take on tough conditions.

Features:

- Stretch-fit topline binding stays snug to the calf to keep warmth in and cold out.
- 5 mm Neoprene bootie with 4-way stretch nylon is 100% waterproof.
- Toe area is triple reinforced and quadruple reinforced in the heel.
- Steel shank for additional arch support.
- Pull tabs for easy donning and a heel kick for simple, hands-free removal.



CHH-000A—Plain Toe, 16" Height

526-7705 526-7706 526-7707 526-7708 526-7709 526-7710 526-7711 526-7712

5 6 7 8 9 10 11 12

526-7713 526-7714 526-7715 526-7716

13 14 15 16

CHS-000A—Steel Toe, 16" Height

525-2255 525-2256 525-2257 525-2258 525-2259 525-2260 525-2261 525-2262 525-2263 525-2264

5 6 7 8 9 10 11 12 13 14

Dunlop® Snugboot WorkPro Full Safety Boots

Engineered to provide all-day comfort for those that are on their feet for hours.

Features:

- PUROTEX material provides a breathable and waterproof upper.
- Fiberglass composite protective toecap and flexible non-metal anti-puncture midplate.
- Lightweight heavy-duty metal free protection.
- Slip resistant outsole for any terrain.



NE68A93—Composite Toe, 16" Height

375-8405 375-8406 375-8407 375-8408 375-8409 375-8410 375-8411 375-8412 375-8413 375-8414

5 6 7 8 9 10 11 12 13 14

Dunlop® Snugboot Craftsman Boots

Designed to provide comfort while wearing in a variety of terrains.

Features:

- PUROTEX material provides a breathable and waterproof upper.
- Offers a lightweight heavy-duty metal free protection with a fiberglass composite protective toecap and flexible non-metal anti-puncture midplate.
- Features a slip resistant outsole for any terrain.



OD60A93—Plain Toe, 10" Height

375-8435 375-8436 375-8437 375-8438 375-8439 375-8440 375-8441 375-8442 375-8443 375-8444

5 6 7 8 9 10 11 12 13 14

ND68A93—Composite Toe, 10" Height

375-8425 375-8426 375-8427 375-8428 375-8429 375-8430 375-8431 375-8432 375-8433 375-8434

5 6 7 8 9 10 11 12 13 14

Tingley Orion® Overshoe with Gaiter

Navigate the winter landscape with confidence in Orion overshoes.

Features:

- Sturdy nylon upper with a lightweight polyurethane midsole and a durable thermoplastic rubber (TPR) outsole to create an anti-fatigue overshoe with heavy-duty performance.
- Roomy interior design, extra wide gusset, and hook & loop closure accommodates oversized work boots and allows for a customizable fit.
- Waterproof and durable with a polypropylene foam liner to provide cushioning and insulation.
- Reflective accents on all sides offer enhanced visibility in low light conditions.
- Outsole is designed for stability and grip—the TPR stays flexible in cold temperatures, and the deep lug, self-cleaning treads have a variety of angles and surfaces for traction in snow and slush.

7500G—Plain Toe, 14" Height

| Stock # | Size | Fits Men's Size |
|----------|------|-----------------|
| 696-2416 | S | 4 to 5.5 |
| 696-2417 | M | 6 to 7.5 |
| 696-2418 | L | 8 to 9.5 |
| 696-2419 | XL | 10 to 12 |
| 696-2420 | 2XL | 13 to 15 |



Tingley Orion® LTE Overshoe

Combines a sturdy nylon upper with a lightweight polyurethane midsole and a durable TPR outsole to create an economical, anti-fatigue overshoe with heavy-duty performance.

Features:

- Roomy interior design, extra wide gusset, and hook & loop closure accommodates oversized work boots and allows for a customizable fit.
- Waterproof and durable with 840 denier nylon upper and polyurethane coating.
- Outsole is designed for stability and grip—the TPR stays flexible in cold temperatures, and the deep lug, self-cleaning treads have a variety of angles and surfaces for traction in snow and slush.

7400—Plain Toe, 11" Height

| Stock # | Size | Fits Men's Size |
|----------|------|-----------------|
| 697-7744 | S | 4 to 5.5 |
| 697-7745 | M | 6 to 7.5 |
| 697-7746 | L | 8 to 9.5 |
| 697-7747 | XL | 10 to 12 |
| 697-7748 | 2XL | 13 to 15 |



Tingley Winter-Tuff Orion® XT Ice Traction Overshoe

Helps prevent slips and falls on ice and snow packed surfaces.

Features:

- Waterproof, durable, polyurethane on 840 denier nylon upper is molded directly to a PU/TPU bottom.
- Extra wide gusset for easy donning and doffing.
- Roomy interior designed to fit oversized work boots.
- Hook & loop front closure provides adjustable fit.
- Adjustable in-step strap with quick-release buckle for ease of use while wearing gloves.
- Heavy-duty tungsten carbide studs won't break, rust, or corrode.
- Lightweight, anti-fatigue design provides all day comfort.
- Heel counter stabilizer prevents side-to-side rolling.
- Reflective accents on all sides offer enhanced visibility in low light conditions.



7550—Plain Toe, 14"H

| Stock # | Size | Fits Men's Size |
|----------|------|-----------------|
| 697-7749 | S | 4 to 5.5 |
| 697-7750 | M | 6 to 7.5 |
| 697-7751 | L | 8 to 9.5 |
| 697-7752 | XL | 10 to 12 |
| 697-7753 | 2XL | 13 to 15 |

7550G—Plain Toe, 14"H w/ 6" Roll-a-Way Gaiter

| Stock # | Size | Fits Men's Size |
|----------|------|-----------------|
| 697-7754 | S | 4 to 5.5 |
| 697-7755 | M | 6 to 7.5 |
| 697-7756 | L | 8 to 9.5 |
| 697-7757 | XL | 10 to 12 |
| 697-7758 | 2XL | 13 to 15 |

Tingley Winter-Tuff® Ice Traction Spikes

Prevent slips and falls on ice and snow packed surfaces. The 20 carbon steel studs dig into slippery surfaces to help keep you safe.

Features:

- High stretch rubber that stays strong and flexible in cold temperatures.
- Fits either foot and a variety of footwear styles for men and women.
- Easy to put on and take off—just pull over existing footwear.

| Stock # | Size | Fits Men's Size |
|----------|------|-----------------|
| 697-7759 | M | 3 to 5 |
| 697-7760 | L | 5 to 8 |
| 697-7761 | XL | 8 to 12 |
| 697-7762 | 2XL | 12 to 15 |



Tingley Winter-Tuff® Ice Traction Overshoes

100% waterproof traction overshoes fit right over your work boots to protect them from harsh winter conditions.

Features:

- Set-in heel securely positions your feet when climbing and descending ladder rungs.
- 28 Heavy-duty tungsten carbide traction studs won't break, rust, or corrode.
- Unique, patent-pending stud-lock™ construction keeps traction studs in place.

4250—Plain Toe, 5" Height, 2 Buckles

| | | | | | |
|-----------------|-----------------|-----------------|-----------------|-----------------|-----------------|
| 697-7763 | 697-7764 | 697-7765 | 697-7766 | 697-7767 | 697-7768 |
| 6 | 7 | 8 | 9 | 10 | 11 |
| 697-7769 | 697-7770 | 697-7771 | 697-7772 | 697-7773 | |
| 12 | 13 | 14 | 15 | 16 | |

4450—Plain Toe, 12" Height, 4 Buckles

| | | | | | |
|-----------------|-----------------|-----------------|-----------------|-----------------|-----------------|
| 697-7774 | 697-7775 | 697-7776 | 697-7777 | 697-7778 | 697-7779 |
| 6 | 7 | 8 | 9 | 10 | 11 |
| 697-7780 | 697-7781 | 697-7782 | 697-7783 | 697-7784 | |
| 12 | 13 | 14 | 15 | 16 | |

- Heel kick for hands free removal.
- Non-corrosive, metal buckles are quick-release and have five position adjustability for excellent fit.
- Reflective accents provide enhanced visibility in low light conditions.



TINGLEY
est. 1898

Winter-Tuff®



NEOS® Navigator 5™ Insulated Overshoes

Designed to fit over your existing footwear, these overshoes allow you to explore further, work harder, and live fuller in extreme outdoor conditions.

Features:

- Durable uppers are waterproof and windproof.
- 4 mm Polyurethane foam insulation for additional warmth.
- Adjustable hook & loop strap system for a secure and comfortable fit.
- Lightweight design to help prevent foot and leg fatigue.
- Compact for convenient storage.
- STABILicers® outsole with deep treads for rugged terrain and snowy conditions.
- Expandable gator, increases boot height to 20" for deep snow conditions.



N5P3S—Plain Toe, 20" Height

| | | | |
|-----------------|-----------------|-----------------|-----------------|
| 526-8816 | 526-8817 | 526-8818 | 526-8819 |
| XS | S | M | L |
| 526-8820 | 526-8821 | 526-8822 | |
| XL | 2XL | 3XL | |

NEOS
OVERSHOE®

NEOS® Explorer™ Insulated Overshoes

Designed to fit over your existing footwear for extreme outdoor conditions.

Features:

- Durable uppers are waterproof and windproof.
- 4 mm Polyurethane foam insulation for additional warmth.
- Adjustable hook & loop strap system for a secure and comfortable fit.
- Lightweight design to help prevent foot and leg fatigue.
- Compact for convenient storage.
- NEOS Perma sole offers high traction in tough winter weather.
- Snow shoe compatible heel.



EXPG—Plain Toe, 11" Height

| | | | |
|-----------------|-----------------|-----------------|-----------------|
| 526-8835 | 526-8836 | 526-8837 | 526-8838 |
| XS | S | M | L |
| 526-8839 | 526-8840 | 526-8841 | |
| XL | 2XL | 3XL | |

NEOS
OVERSHOE®

Yaktrax® Pro Footwear Traction Device

Prevent slips and falls on ice and snow packed surfaces. The 20 carbon steel studs dig into slippery surfaces to help keep you safe.

Features:

- High stretch rubber that stays strong and flexible in cold temperatures.
- Fits either foot and a variety of footwear styles for men and women.
- Easy to put on and take off—just pull over existing footwear.

| Stock # | Size | Fits Men's Size |
|-----------------|------|-----------------|
| 519-2001 | S | 5 to 8-½ |
| 519-2002 | M | 9 to 11 |
| 519-2003 | L | 11-½ to 13-½ |
| 519-2004 | XL | 14+ |



YAKTRAX™

Ice Melt & Accessories

SafeStep® Dual Blend® 4300 Ice Melt

Formulated with corrosion inhibitors as a gentler deicer option.

Features:

- A quality blend of sodium chloride and magnesium chloride.
- Blue color improves visibility for an even application.
- For concrete and metal surfaces when used as directed.
- Melts ice to -7°F (-21°C).

| Stock # | Size | Unit |
|----------|-------|------|
| 542-6581 | 50-lb | BG |



Remco Plastic Scoop

Features:

- Keep hands ice melt free.
- Tough, one-piece injection molded polypropylene.
- Material won't rust or corrode.
- Versatile and long-lasting.

| Stock # | Size | Unit |
|----------|-------|------|
| 690-2302 | 16-oz | EA |



Chapin® Professional Salt & Ice Melt Spreader

Features:

- 80-lb Capacity hopper with powder coat steel frame.
- 360° Baffle system for precise control of the spread pattern.
- Wide-tread pneumatic tires.
- 38"L x 24"W x 36"H.

| Stock # | Color | Unit |
|----------|-------|------|
| 136-3223 | Blue | EA |



Floor/Carpet Dryer

Features:

- Multiple position setting for direct air flow.
- Daisy chain up to 3 units for maximum efficiency.
- 2,400 CFM with an energy efficient 3-speed motor.
- Compact, lightweight, and stackable.
- Includes 21' power cord in safety orange.

| Stock # | Unit |
|----------|------|
| 354-2460 | EA |



Value-added distributor to food processors

At Nelson-Jameson, your success drives us.

At Nelson-Jameson, we leverage our in-depth food processing expertise, innovative solutions, and selfless customer service to empower the industry and create an exceptional partner experience.

- Food Processing Expertise
- Strategic Locations & Expert Logistics
- Comprehensive Solutions
- Training & Education
- Service & Repair
- Inventory Solutions



We proudly serve as your go-to partner, today and into the future.

1947 Established **1K+** Manufacturing Partners **78K+** Products Available